

# FACILITIES ASSESSMENT & MASTER PLANNING

## *Bismarck Public Schools*

November 28-29, 2011



# *Why do a District wide Master Plan?*



# *Why do a District wide Master Plan?*

The community is growing and changing. This year, Bismarck Public Schools saw 280 additional students register for classes than the previous year. That's more students than are currently enrolled in some of the district's smaller schools.

# 4 Simple Rules

- Keep meetings to less than 1 ¼ hours
- Be objective and non-judgmental
- Share your thoughts
- Remember, it's all about the kids



# *Master Plan will address...*

- Efficiency (number of students to run a school efficiently and effectively).
- Location of existing schools and potential boundary changes.
- Changing our present grade configuration to K-5 to alleviate crowding at elementary schools, OR creating kindergarten centers and having elementary schools for grades 1-6.
- Moving 9th graders into the high schools and possibly building another senior high.
- Building new schools, adding to existing schools, and/or closing or reusing some schools.

# Community Meeting Process

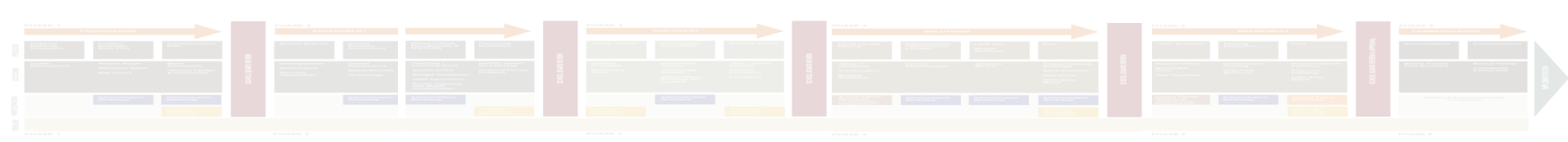
## 3 meetings:

- **November 28 & 29**  
Overview of the Master Plan  
and Community Role
- **January 9 & 10**  
Assessment Information and Report Cards
- **January 30 & 31**  
Consideration of Options and Solutions
- **February**  
Optional meeting

## Locations

Future meetings at Horizon Middle School





*Over 75 years  
of experience  
and expertise  
specializing in  
K12 education*

**James Devine**

**PRINCIPAL-IN-CHARGE**

**Jim French**

**Lead Educational Planner**

**Jennifer Anderson-Tuttle**

**Planner / Programmer**

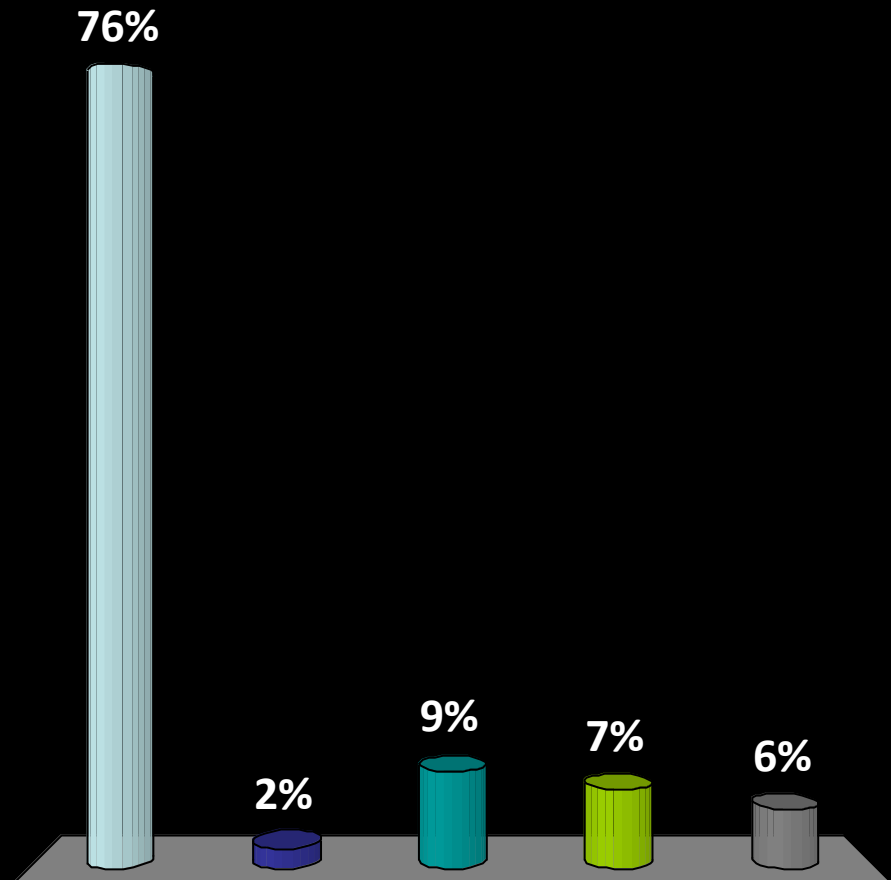
**Janell Devine**

**Quality Control**



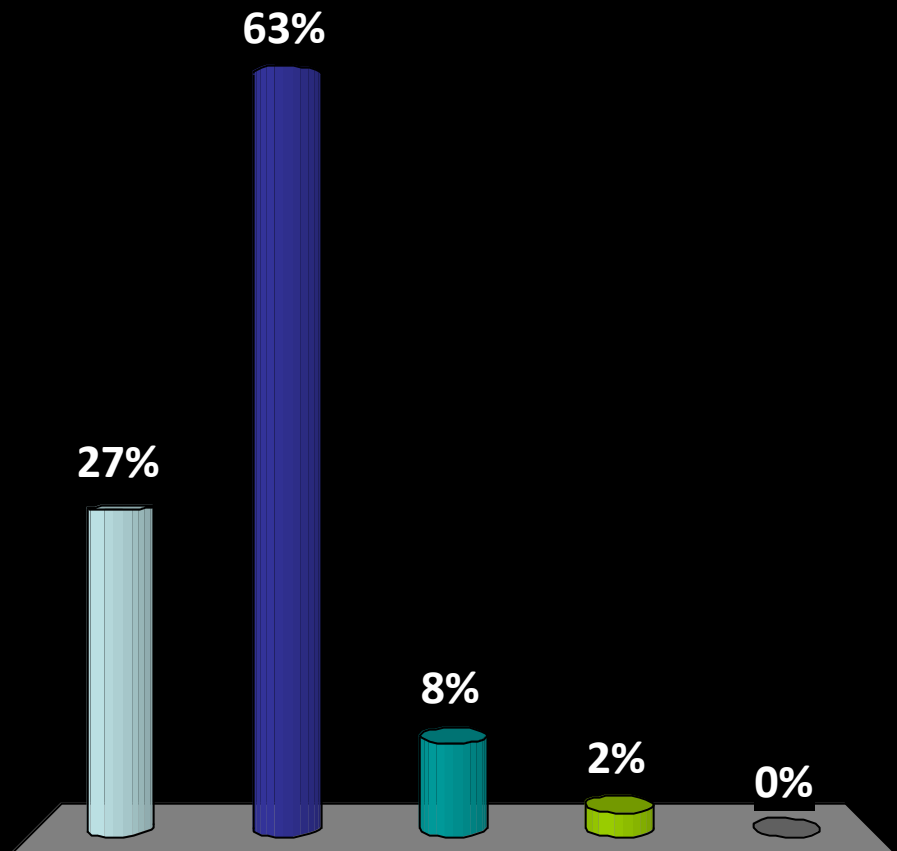
# Why have you attended the community meeting tonight?

1. I have a child that currently attends the Bismarck Public School system
2. I have a grandchild that attends the Bismarck Public School system
3. I am here representing the tax payers of the community
4. I am an educator in the Bismarck Public School system
5. Other



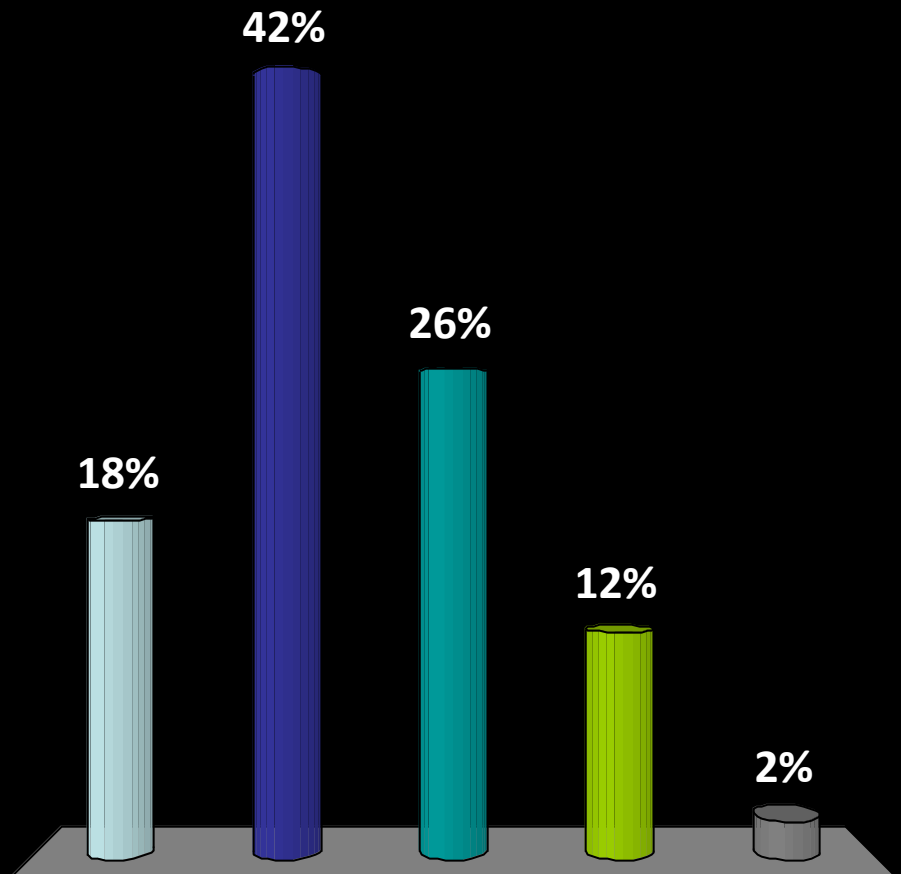
**Using an A to F grading scale, rate your overall perception of the educational performance of the BPS.**

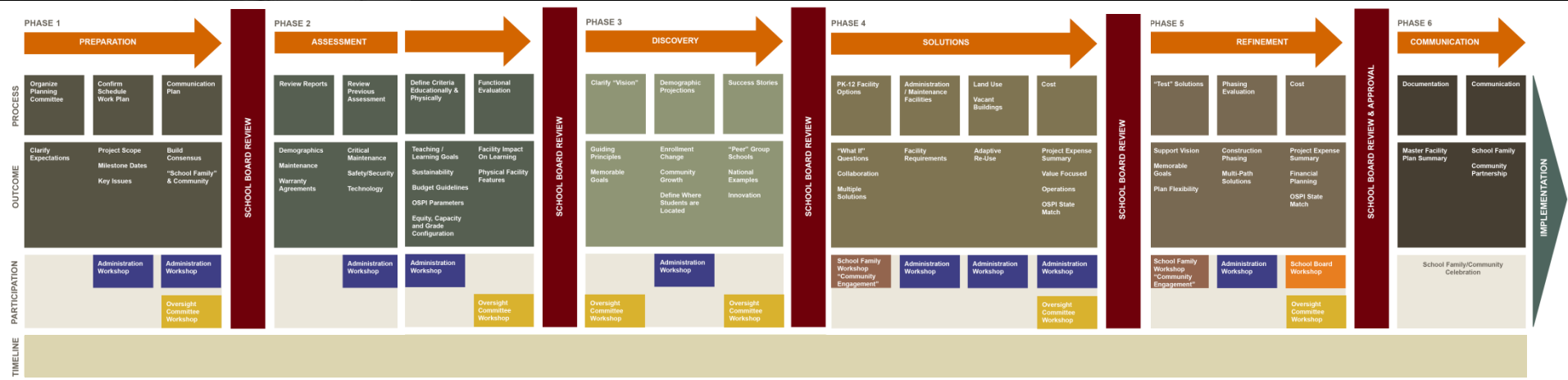
1. A.
2. B.
3. C.
4. D.
5. F.



***Using an A to F grading scale, rate the physical condition of the building that you're most familiar with.***

1. A.
2. B.
3. C.
4. D.
5. F.





# Communication

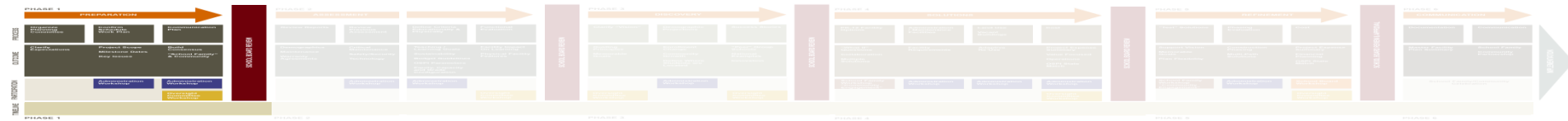
# Refinement

# Solutions

# Discovery

# Assessment

# Preparation



# Consensus building with diverse groups

- Foster respect
- Let everyone be heard
- **LISTEN**

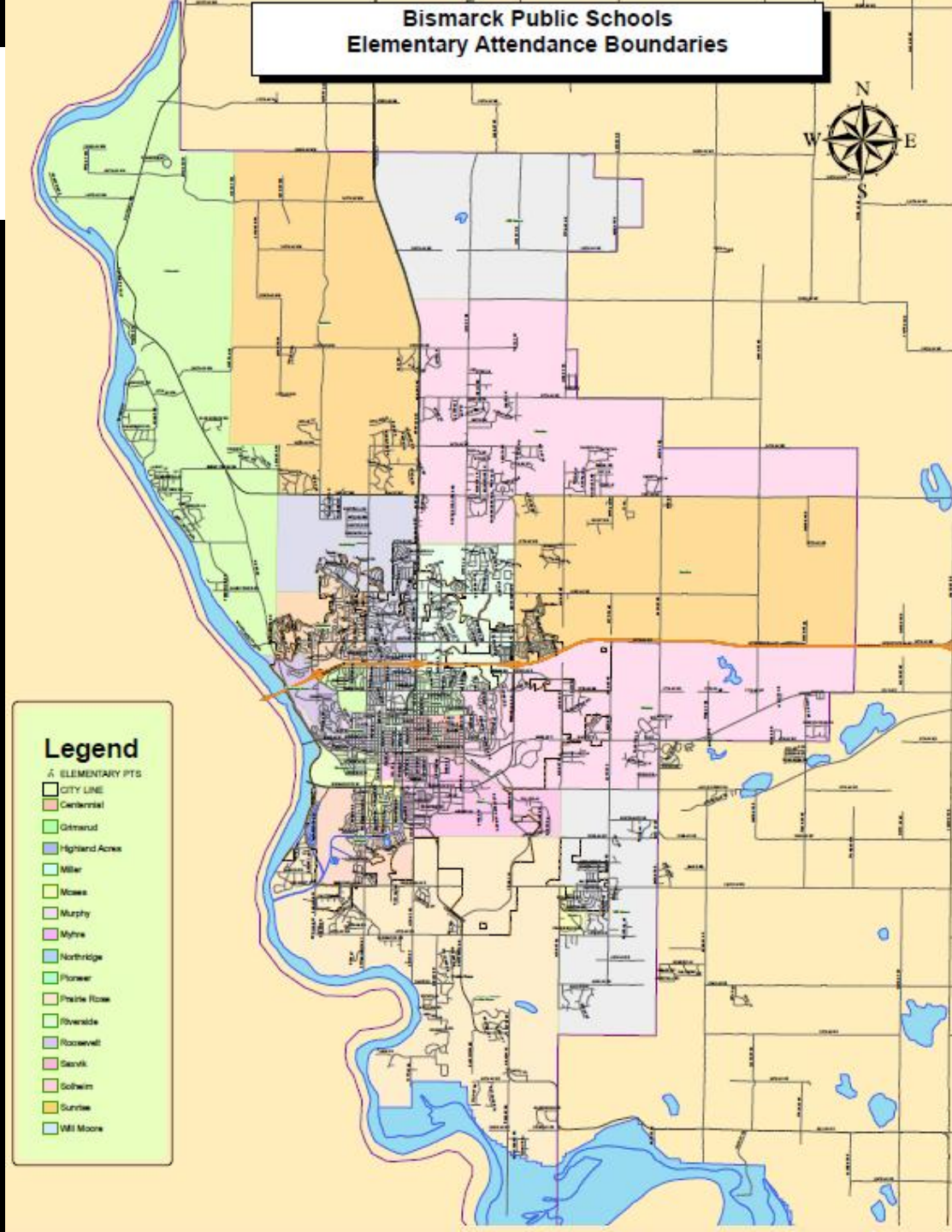


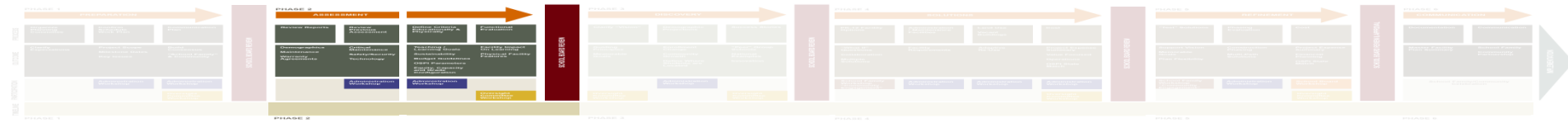
“The visioning process that has met our expectations and exceeded them in several areas. It produces thought provoking, intense dialogue that challenges each of us in an environment of mutual respect.”

Tony Monetti, Superintendent  
Roseville Joint Union High School District

# Physical

- 27 Facilities
- 2,000,000 sf

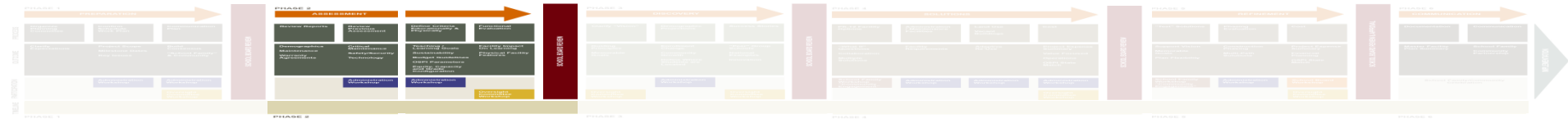




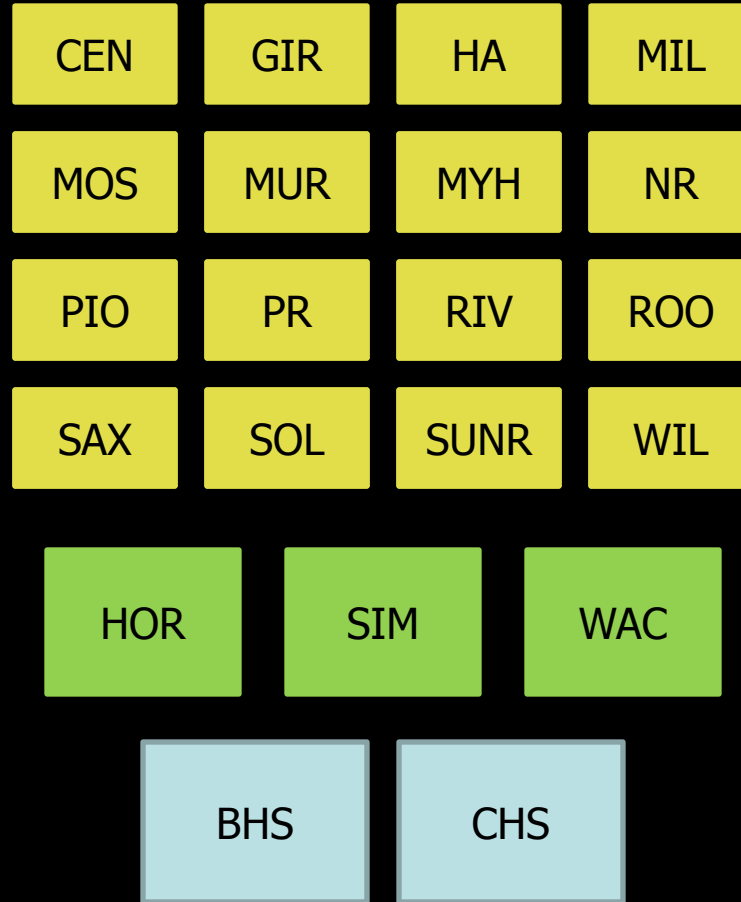
# Bismarck School District

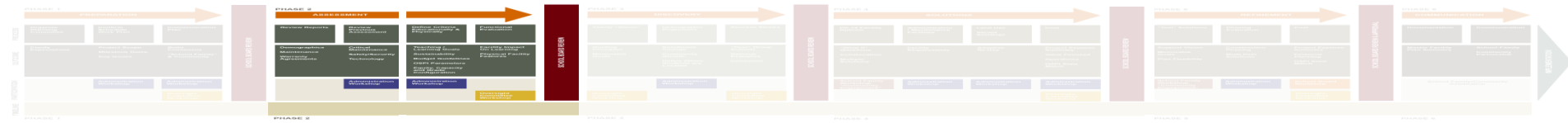
## 27 Facilities

- 1 District Office
- 1 Facilities & Transportation
- 1 Early Childhood Education Center
- 1 Career Academy
- 1 Technical Center
- 2 Comprehensive High Schools
- 1 Alternative High School
- 3 Middle Schools
- 16 Elementary Schools



# Feeder System Analysis





- Critical Maintenance
- Safety and Security
- Educational Equity
- Capacity and Grade Configuration
- Technology Status

## *Facility Report Card (FCI)*



# Demographics

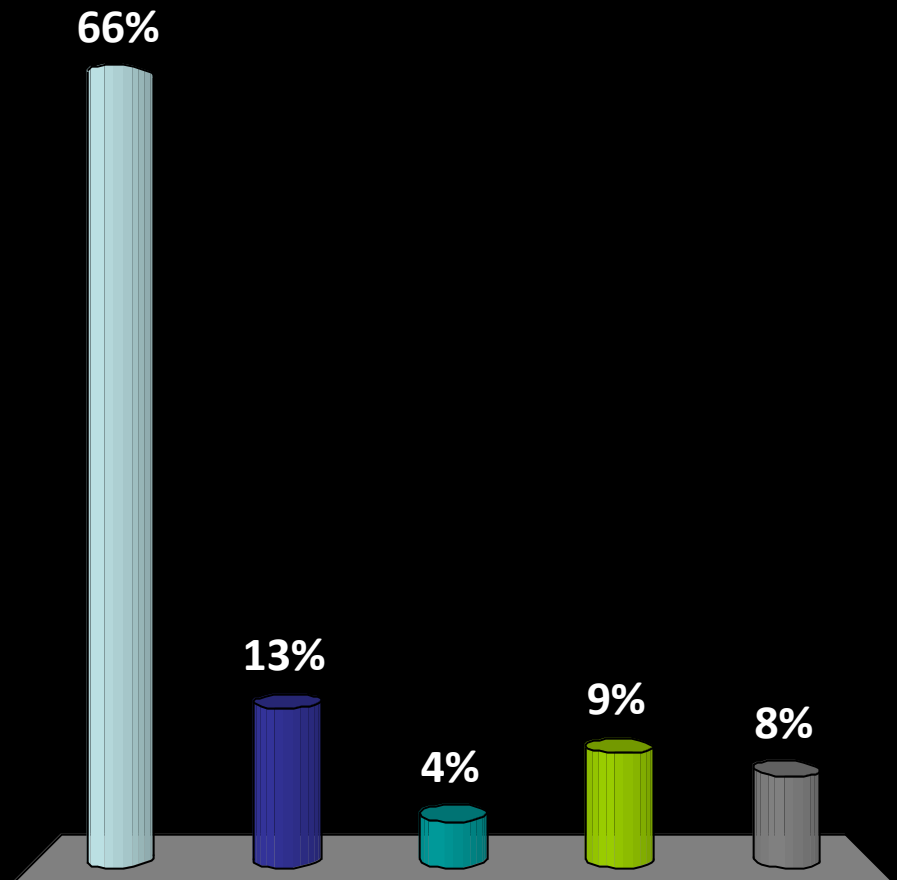
- Enrollment Change
- Community Growth
- Locate Students
- Project Out

**PRIMARY**

School	Current Capacity	Enrollment Type	Past School Enrollment			Proj Type	Projections Based on Residence					
			2007/08	2008/09	2009/10		2010/11	2011/12	2012/13	2013/14	2014/15	2019/20
Amboy Elementary K1g to 5th	400	Reside/Attend	256	268	268	Low	369	340	327	322	310	283
		Reside	330	359	376	Mid	387	376	380	392	395	380
		Attend	316	317	320	High	406	412	435	461	479	477
Belwood Elementary K1g to 5th	150	Reside/Attend	117	95	91	Low	118	111	97	92	86	78
		Reside	163	134	152	Mid	128	129	125	126	131	129
		Attend	155	152	128	High	137	148	153	165	175	179
Boone Park Elementary K1g to 5th	450	Reside/Attend	278	253	263	Low	319	296	279	248	244	237
		Reside	359	318	329	Mid	352	321	317	295	302	303
		Attend	325	320	337	High	348	346	354	343	359	369
Crestwood Elementary K1g to 5th	475	Reside/Attend	204	210	227	Low	273	255	236	215	204	183
		Reside	269	289	298	Mid	286	280	272	261	261	249
		Attend	422	451	467	High	299	305	309	308	318	314
Glenview Elementary K1g to 5th	200	Reside/Attend	83	106	99	Low	132	132	130	120	119	108
		Reside	103	129	139	Mid	139	145	150	147	151	145
		Attend	145	177	166	High	146	159	170	173	183	182
Indian Hills Elementary K1g to 5th	625	Reside/Attend	284	288	296	Low	330	310	290	262	249	233
		Reside	339	342	350	Mid	349	346	344	332	326	331
		Attend	587	584	603	High	368	383	398	402	410	428
Lakewood Elementary K1g to 5th	450	Reside/Attend	231	225	217	Low	241	220	207	190	181	162
		Reside	283	277	271	Mid	256	250	252	249	252	244
		Attend	453	431	407	High	271	280	297	307	323	326
Lynch Drive Elementary K1g to 5th	425	Reside/Attend	257	217	219	Low	280	244	218	214	199	188
		Reside	370	310	288	Mid	276	274	262	271	268	268
		Attend	287	235	240	High	292	305	307	328	337	348
Meadow Park Elementary K1g to 5th	200	Reside/Attend	143	133	133	Low	155	149	148	149	140	148
		Reside	161	150	160	Mid	165	167	174	183	180	194
		Attend	199	191	188	High	174	184	200	217	221	239
North Heights Elementary K1g to 5th	475	Reside/Attend	303	294	321	Low	388	360	344	311	291	283
		Reside	374	363	404	Mid	410	401	406	391	387	396
		Attend	399	386	409	High	431	442	468	471	484	509
Park Hill Elementary K1g to 5th	350	Reside/Attend	212	219	226	Low	323	306	286	270	252	238
		Reside	323	335	340	Mid	341	341	340	340	336	333
		Attend	274	284	313	High	359	376	395	410	421	429
Pike View Elementary K1g to 5th	400	Reside/Attend	251	248	244	Low	348	319	297	298	277	253
		Reside	360	390	380	Mid	369	359	357	376	372	363
		Attend	359	346	334	High	390	400	417	454	466	472
Seventh Street Elementary K1g to 5th	450	Reside/Attend	182	199	175	Low	246	220	216	213	187	172
		Reside	276	280	271	Mid	262	250	262	273	258	254
		Attend	310	330	301	High	278	280	307	333	330	336
Out of District Elementary K1g to 5th		Reside/Attend	528	528	476	Low	454	430	412	399	381	373
		Reside	528	528	476	Mid	477	476	483	491	491	496
		Attend	0	0	0	High	501	522	554	583	602	620

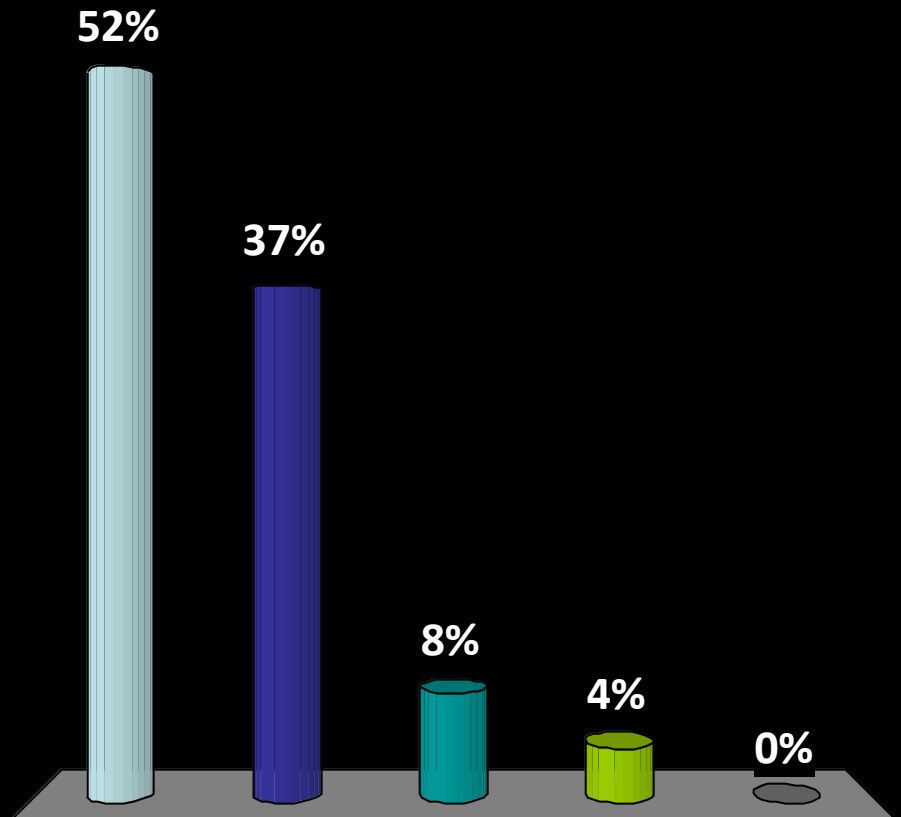
# *What is the best way for District Leaders to communicate effectively with the community?*

1. E-mail
2. BPS Website
3. BPS Face book page
4. News Media
5. Written messages



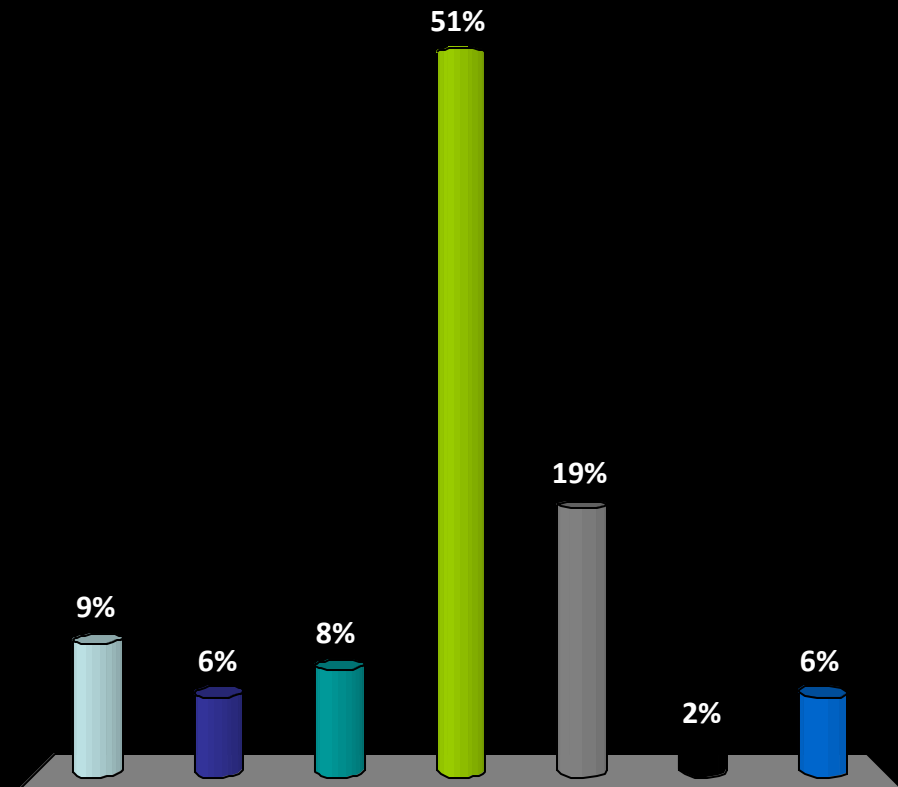
# *How long on average do you think students are connected to technology per day?*

1. 7.5 hours
2. 4.5 hours
3. 2 hours
4. 1 hours



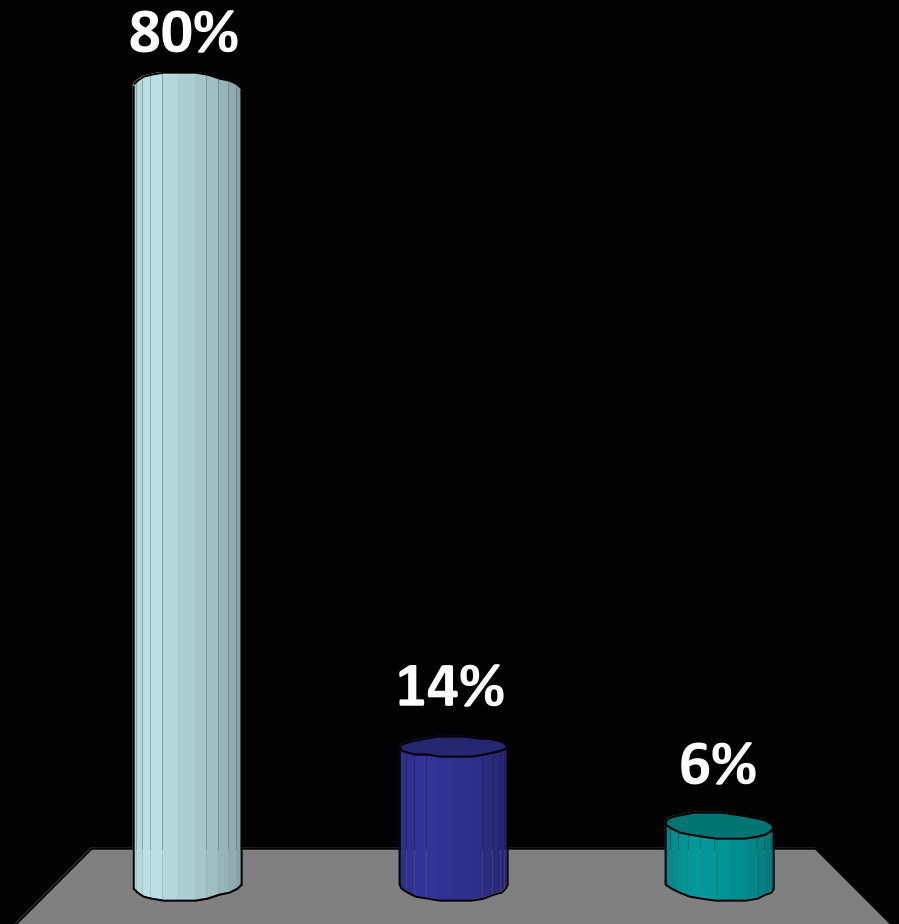
# *In your opinion what do you feel is the most important issue related to middle schools?*

1. Not enough space for special programs
2. Worn out buildings
3. Over capacity, using portables for classrooms
4. Lack of parity/equity among middle schools
5. Lack of access to technology
6. Safety
7. None of the above



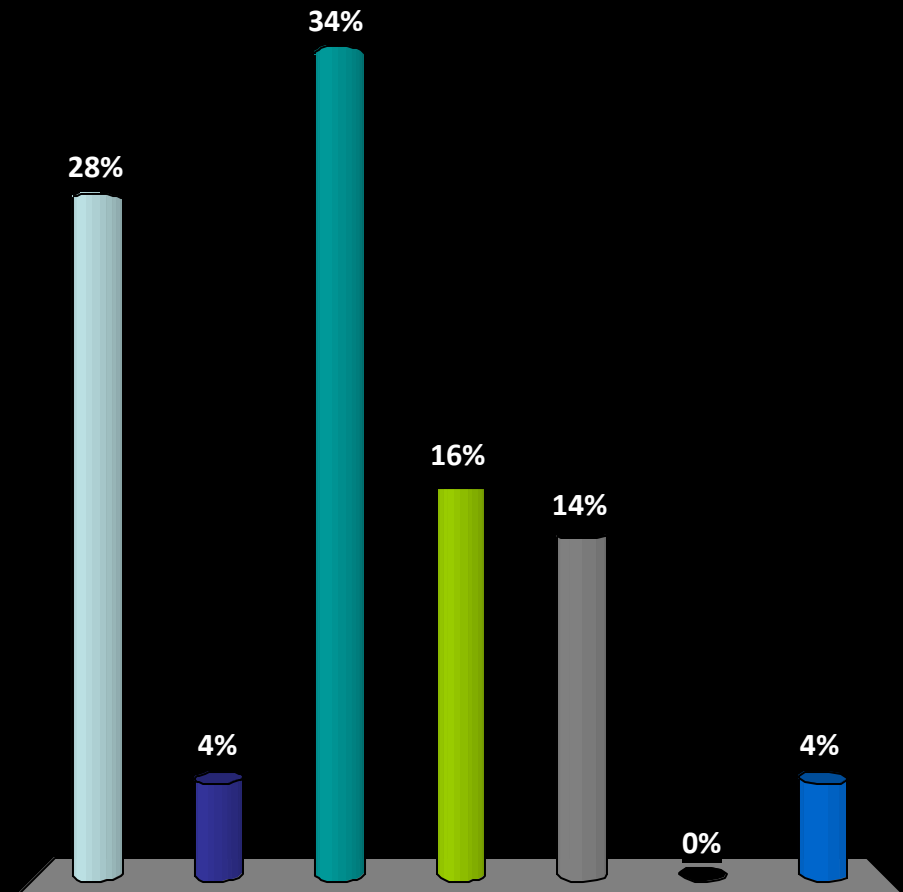
***If there are educational benefits to moving 6<sup>th</sup> grade to middle school vs. remaining in elementary school would you support it?***

1. Yes I would support it
2. No I would not
3. I am not familiar enough with the benefits to say



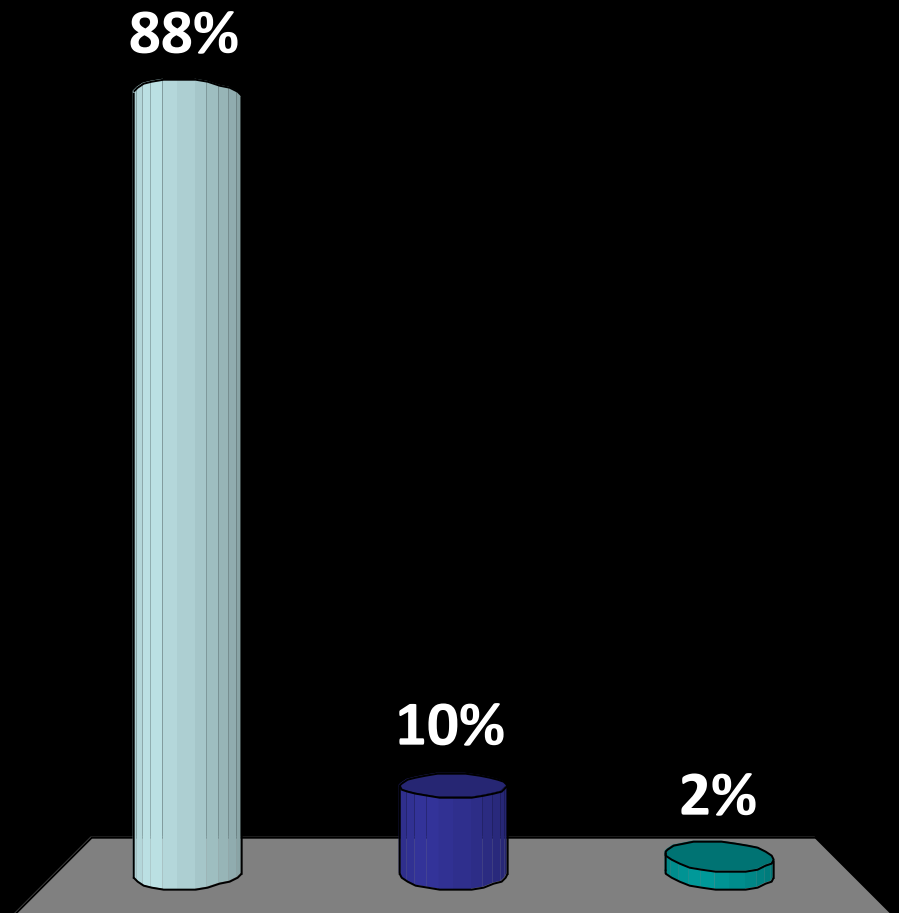
# *In your opinion what do you feel is the most important issue related to high schools?*

1. Not enough space for special programs
2. Worn out buildings
3. Over capacity
4. Lack of parity/equity among high schools
5. Lack of access to technology
6. Safety
7. None of the above



*If there are educational benefits to moving 9<sup>th</sup> grade to high school vs. remaining in middle school would you support it?*

1. Yes I would support it
2. No I would not
3. I am not familiar enough with the benefits to say



# *Middle School at 30,000 feet*

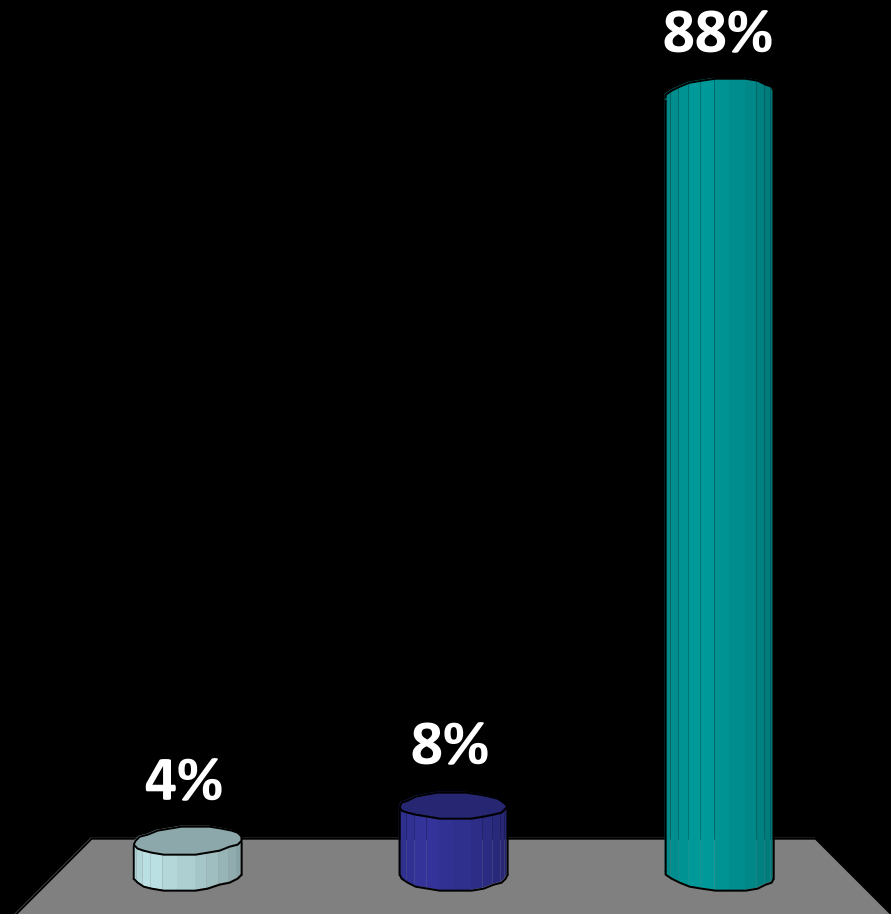
- Current middle schools class schedules are different.
- 9<sup>th</sup> Grade typically is organized in a High School model.
- If 9<sup>th</sup> grade were in a High School you would be able to provide additional courses and extra curricular activities and access to more Career and Technical education.

# *High Schools at 30,000 ft*

- 9<sup>th</sup> Grade is typically in a High School setting.
- Have we maximized the current use of the Career Academy?
- How big do you want your High Schools to be?
- Technology should continue to be a focus. On line courses
- What are the best practices for Alternative Education in BPS?
- What percentage of BPS students graduate from a higher level of education?

***With increasing enrollments which option would you most likely support.***

1. 9<sup>th</sup> grade center
2. Additions to existing high schools (1800 to 2000 students)
3. New High School keeping all 3 high schools at current size of 1300 students



# Regardless of the solution, do you think the community will support changes to improve education at Bismarck Public Schools

1. Yes
2. No
3. Don't Know

